

Knowledgebase Article

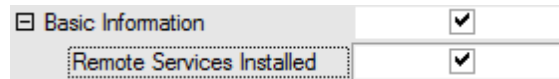
How to only update Current User audit data

© Copyright 2001-2012 EMCO Software

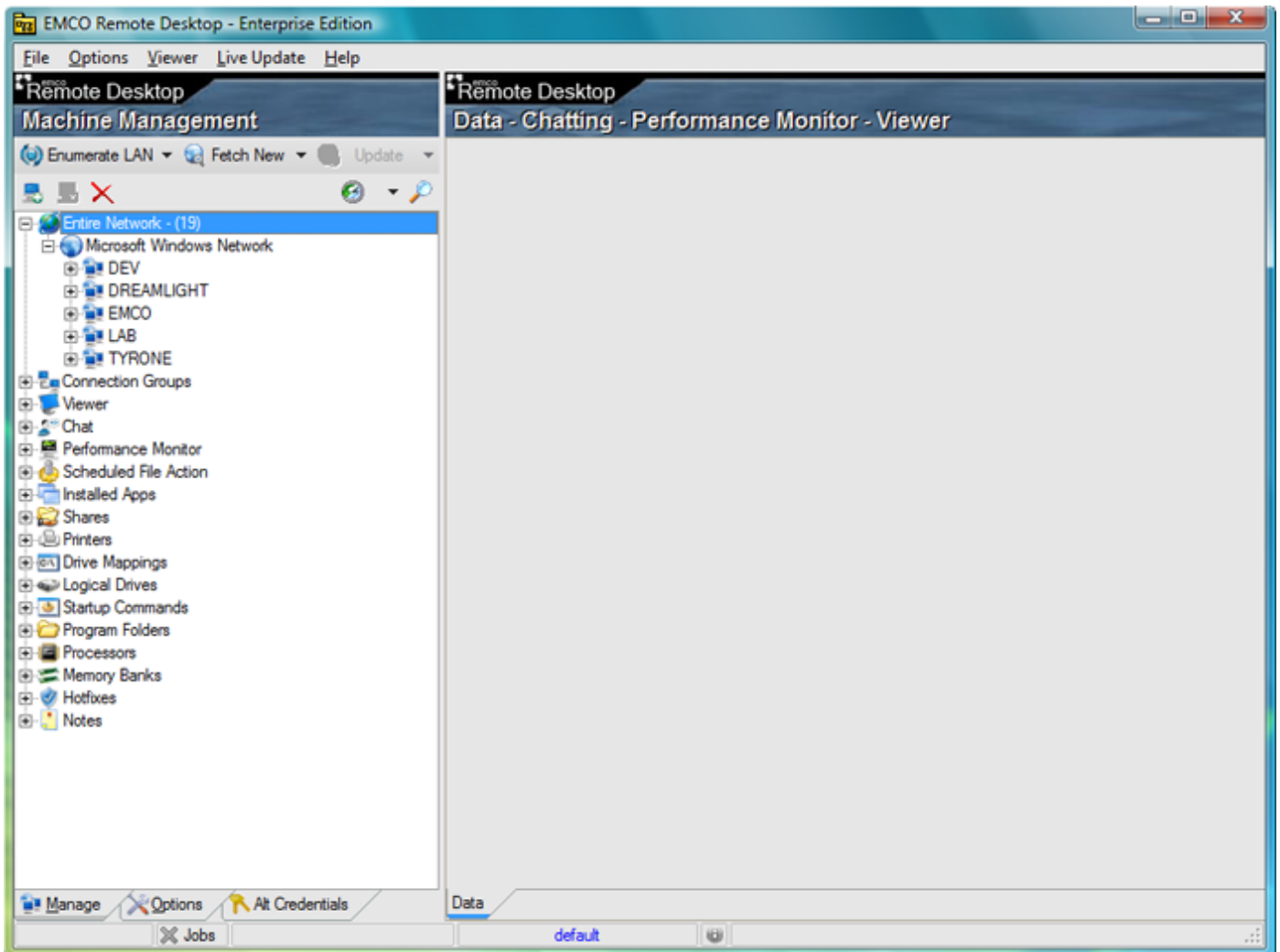
How to update only Current User audit data


From this document you will learn how to only update the Current User audit data from the Update Selected process built-into the Remote Desktop program.

If you only need to update the Current User field you can just have the Basic Info checkbox selected because it includes this audit data as few others. Switch Options tab and check the Basic Info option. See picture below.



Then select the computers you want to update in the Machine Tree. See picture below.



Next right  click the selection with right mouse button and select the Update – Update Selected. The program will execute the Update process on selected computers / domains. See picture below.