

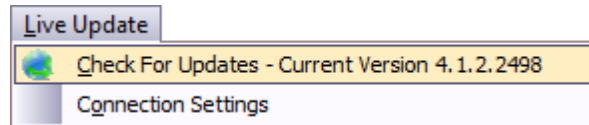
Knowledgebase Article

Live Update in Remote Desktop

© Copyright 2001-2009 EMCO Software

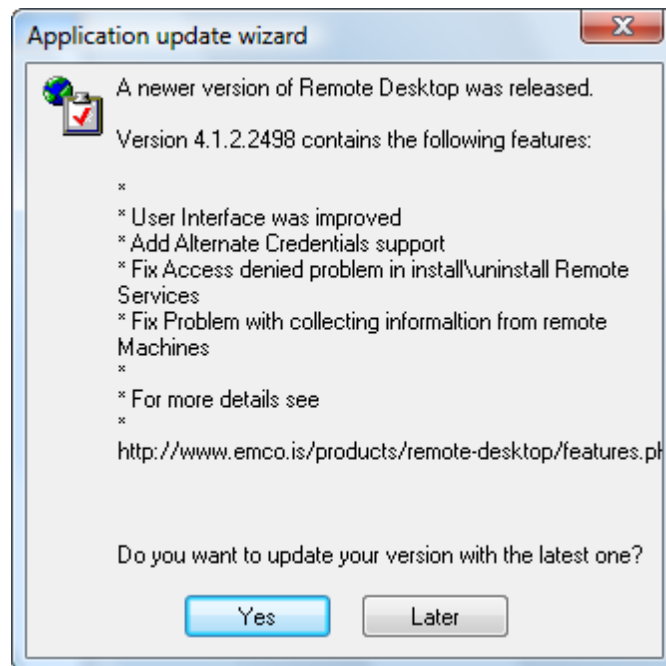
Live Update in Remote Desktop

EMCO Remote Desktop as other EMCO Software applications has a Live Update feature that ensures users will always stay up-to-date with the latest version of the program. Just select the Live Update -> Check For Updates menu item:

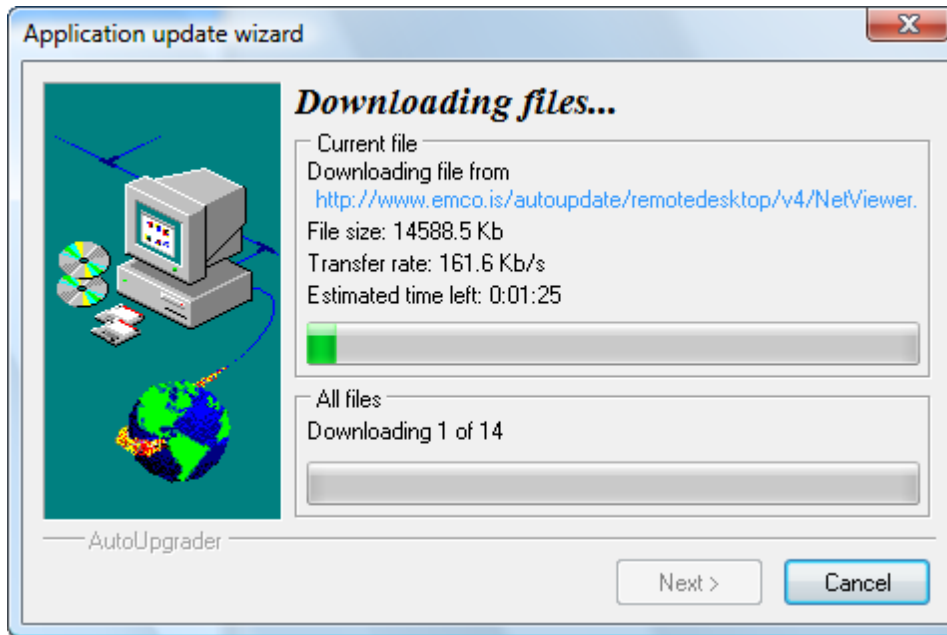


The minor updates are free of charge for any EMCO Application user.

If any new versions are available, the Live Update will display the Application update wizard dialog box.

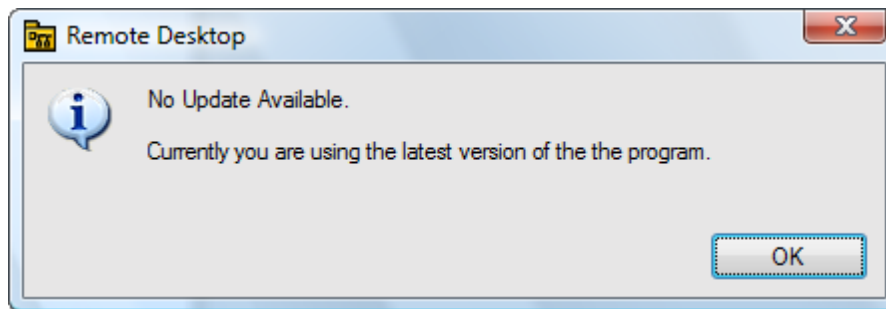


Pressing the Yes button will start the transfer of any updated files for the program.



After the file copy process is complete, the program will restart.

If there are no available updates, the program will display the Information dialog.



The Live Update function also provides users with the ability to manage Internet / proxy settings for the Live Update process. This will only be necessary if the default settings are not compatible with the user's current Internet settings, which is an extremely rare situation.

Selecting the Live Update ->Connection Settings menu item will open the Live Update -Settings dialog.

